



*Tarrant Appraisal District*

# **Adopted Budget**

for

# **2021**

**August 14, 2020**

**SUMMARIES BY DEPARTMENT**

# Contents

	Page(s)
<b>Governance/Administration</b>	<b>1</b>
<b>Total Budget Summary</b>	<b>2</b>
<b>Financing</b>	<b>3</b>
<b>Residential Appraisal Department Summary</b>	<b>4</b>
<b>BPP/Utilities/ Minerals Appraisal Department Summary</b>	<b>5</b>
<b>Commercial Appraisal Department Summary</b>	<b>6</b>
<b>Information Services Department Summary</b>	<b>7</b>
<b>Support Services Department Summary</b>	<b>8</b>
<b>Geographic Information Services Department Summary</b>	<b>9</b>
<b>ARB Support Department Summary</b>	<b>10</b>
<b>Administration Department Summary</b>	<b>11</b>
<b>General Operations Department Summary</b>	<b>12</b>
<b>Capital Outlay</b>	<b>13</b>
<b>Proposed Staff Positions</b>	<b>14</b>
<b>Proposed Pay Schedule</b>	<b>17 - 19</b>
<b>Benefit Summary</b>	<b>20</b>
<b>2021 Preliminary Tax Entity Budget Allocations</b>	<b>21 - 22</b>

# **Governance / Administration**

## **Board of Directors**

**Kathryn Wilemon - Chairman**

**Rich DeOtte - Secretary**

**Wendy Burgess**

**Gary Losada**

**Joe Ralph Martinez**

**Tony Pompa**

**Executive Director/Chief Appraiser**

**Jeffery Law**

# Tarrant Appraisal District 2021 Budget Summaries (Adopted)

Tarrant Appraisal District (TAD) is a political subdivision of the State of Texas created effective January 1, 1980. The provisions of the Texas Property Tax Code govern the legal, statutory, and administrative requirements of the appraisal district. A five member Board of Directors, appointed by the taxing units within the boundaries of Tarrant County, constitutes the District's governing body. The Tarrant County assessor-collector also serves on the board but is a non-voting member. The Chief Appraiser, appointed by the Board of Directors, is the chief administrator and chief executive officer of the appraisal district. The chief appraiser is allowed by law to delegate authority and appraisal responsibilities to his employees.

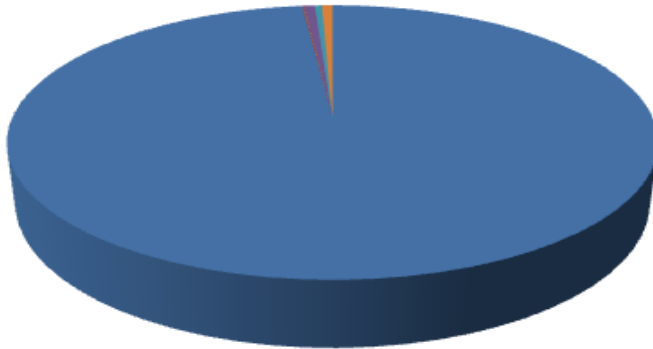
Tarrant Appraisal District (TAD) is responsible for local property tax appraisal and exemption administration for seventy jurisdictions or taxing units in the county. Each taxing unit, such as the county, a city, school district, municipal utility district, etc., sets its own tax rate to generate revenue to pay for such things as police and fire protection, public schools, road and street maintenance, courts, water and sewer systems, and other public services. Property appraisals are determined by the appraisal district and used by the taxing units to calculate and allocate the annual tax burden. TAD also administers and determines eligibility for various types of property tax exemptions that are authorized by state and local governments, such as those for homeowners, the elderly, disabled persons, disabled veterans, and charitable or religious organizations.

	2020	2021
<b>Payroll:</b>		
Direct Salaries	\$ 14,788,429	\$ 14,839,296
Retirement Benefits	\$ 1,744,137	\$ 1,750,707
Group Insurance Benefits	\$ 2,926,797	\$ 2,831,382
<b>Total Payroll Costs</b>	<b>\$ 19,459,363</b>	<b>\$ 19,421,385</b>
<b>Other:</b>		
Training, Travel, Dues & Publications	\$ 315,671	\$ 333,483
Appraisal Review Board Compensation	\$ 978,755	\$ 900,000
Legal, Litigation & Arbitration Expenses	\$ 1,250,750	\$ 1,339,700
Professional Services - Other	\$ 835,669	\$ 805,195
Office Rent, Utilities & Janitorial	\$ 100,760	\$ 96,836
Telephone & Communications	\$ 64,338	\$ 80,111
Postage, Freight & Mailing Services	\$ 1,274,659	\$ 919,708
Materials, Supplies, Services	\$ 1,246,213	\$ 1,400,569
Contingencies	\$ 100,000	\$ 100,000
Capital Outlay	\$ 202,815	\$ 195,700
<b>Total Other Costs</b>	<b>\$ 6,369,630</b>	<b>\$ 6,171,302</b>
<b>Totals</b>	<b>\$ 25,828,993</b>	<b>\$ 25,592,687</b>



# Financing Summary

## Amount:



- Taxing Unit Allocations
- Interest Earnings
- Data Sales/Misc. Income
- 911 District Contract Pmt.
- Rendition Penalty Payments
- Transfer from Board Established Contingency

### Funding Source:

Taxing Unit Allocations  
 Interest Earnings  
 Data Sales/Misc. Income  
 911 District Contract Pmt.  
 Rendition Penalty Payments  
 Transfer from Board Established Contingency  
 Transfer from Bldg. Maint. Committed Fund  
 Transfer from Technology Committed Fund  
 Transfer from Pension Liability Committed Fund  
 Transfer from CAMA Committed Fund  
 Transfer from Unrestricted/Unassigned

### Amount:

\$	<b>24,889,735</b>	<b>97.25%</b>
\$	<b>200,000</b>	<b>0.78%</b>
\$	<b>5,200</b>	<b>0.02%</b>
\$	<b>197,752</b>	<b>0.77%</b>
\$	<b>150,000</b>	<b>0.59%</b>
\$	-	
\$	-	
\$	-	
\$	-	
\$	-	
\$	<b>25,592,687</b>	<b>100%</b>

Totals

## Residential Appraisal Division (1000)

### 2021 Budget

#### Responsible for:

The Residential Appraisal Department is responsible for the valuation of all residential real property, including land and improvements located within TAD's jurisdictional boundaries. The department consists of three divisions; Residential Appraisal, Residential Research and Agricultural Land Valuation.



#### 2021 Division Budget

Salaries, Wages & Related	\$ 3,355,863
Employee Benefits	\$ 996,447
Miscellaneous	\$ 1,990
Furniture/Equip <\$5,000	\$ 652
Comp/Elec/Tech <\$5,000	\$ -
Office Supplies	\$ 2,350
Postage/Mail Srvc	\$ 24,715
Reproduction	\$ 160
Printing	\$ 1,932
Hardware Maint.	\$ -
Dues/Subscriptions	\$ 4,926
Travel	\$ 8,525
Training	\$ 2,810
 2021 Proposed Total	 \$ 4,400,370
 2020 Budget	 \$ 4,520,856
 FTE's 2021 Budget:	 47
 FTE's 2020 Budget:	 47

**619,153 Total Parcels**

*40,379 Vacant Land Parcels*

*4,808 Agriculture Parcels*

**Total Market Value at 2020 Notice Date**

\*5/14/2020 \$143,989,472,909

**2020 New Construction Inspected:**

*8,501*

**2020 Sales Verified:**

*28,187*

**2020 Protests Resolved Informally**

\*5/4/2020 *136,056*

**2020 Call Center Calls Received:**

\*5/14/2020 *10,656*

## BPP / Utilities / Minerals Division (1500)

### 2021 Budget

#### Responsible for:

The Business Personal Property, Utilities and Minerals Department is responsible for determining the market value for machinery and equipment and other tangible fixed assets used in the production of income. Additionally, valuation of fixed assets of utilities and the valuation of mineral rights are included as responsibilities.

#### 2021 Division Budget

Salaries, Wages & Related	<b>\$ 1,772,421</b>
Employee Benefits	<b>\$ 529,888</b>
Temporary Support	<b>\$ 21,000</b>
Miscellaneous	<b>\$ 500</b>
Furniture/Equip <\$5,000	<b>\$ -</b>
Comp/Elec/Tech <\$5,000	<b>\$ -</b>
Office Supplies	<b>\$ 2,970</b>
Postage/Mail Srvc	<b>\$ 5,823</b>
Reproduction	<b>\$ -</b>
Printing	<b>\$ 1,470</b>
Hardware Maint.	<b>\$ 300</b>
Dues/Subscriptions	<b>\$ 16,735</b>
Travel	<b>\$ 7,700</b>
Training	<b>\$ 2,025</b>
Other Professional Services	<b>\$ 277,200</b>
 2021 Proposed Total	 <b>\$ 2,638,032</b>
 2020 Budget	 <b>\$ 2,663,306</b>
 FTE's 2021 Budget:	 <b>25</b>
 FTE's 2020 Budget:	 <b>25</b>



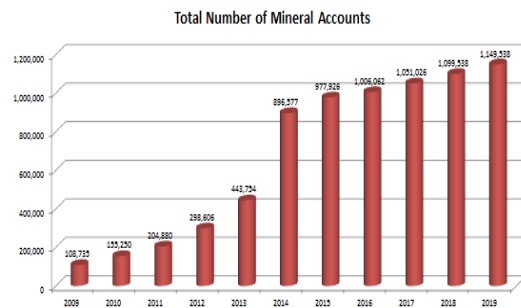
ACCOUNT TYPE	# OF ACCOUNTS	MARKET VALUE
Billboard - Single	22	\$1.7 M
Billboard - Multiple*	11	\$11.8M
Aircraft	160	\$477.0 M
Special Inventory	1,822	\$700.8 M
Standard BPP	45,511	\$26.7 B
Leasing/Various Locations*	962	\$2.5 B
Utility - Single	95	\$81.7 M
Utility - Multi*	179	\$3.5 B
<b>Total BPP</b>	<b>48,762</b>	<b>\$34.0 B</b>

\* - approx 15,650 "child" accounts

Minerals	1,096,758	\$695.2 M ^
----------	-----------	-------------

^ - from April 2020 Estimates

EXEMPTIONS WORKED	ACCOUNTS
Freeport	918
Goods In Transit	2
Pollution Control	138
Foreign Trade Zone	22
Vehicle	1,468
Interstate Allocation	55
Nominal Value/Zero Value	364,321



## Commercial Appraisal Division (2000)

### 2021 Budget

#### Responsible for:

The Commercial Appraisal Department is responsible for the valuation of all commercial real property, including land and improvements located within TAD's jurisdictional boundaries. The department consists of four divisions; Commercial Appraisal, Complex Property Appraisal, Commercial Research and Reporting and Litigation and Arbitration.

#### 2021 Division Budget

Salaries, Wages & Related	\$ 3,642,801
Employee Benefits	\$ 1,048,812
Miscellaneous	\$ 1,070
Furniture/Equip <\$5,000	\$ 8,050
Comp/Elec/Tech <\$5,000	\$ 600
Office Supplies	\$ 4,530
Postage/Mail Srvc	\$ 14,600
Reproduction	\$ 240
Printing	\$ 2,896
Hardware Maint.	\$ 2,082
Dues/Subscriptions	\$ 119,005
Travel	\$ 14,220
Training	\$ 10,765
2021 Proposed Total	<b>\$ 4,869,671</b>
2020 Budget	<b>\$ 4,813,359</b>
FTE's 2021 Budget:	<b>48</b>
FTE's 2020 Budget:	<b>48</b>



#### 2019 Statistics:

<b>Commercial accounts</b>	25,763
<b>Industrial accounts</b>	949
<b>Commercial utility accounts</b>	1,752
<b>Multifamily</b>	1,715
<b>Vacant land</b>	11,899
<b>Other</b>	812

#### ACTIVE LITIGATION 2019

Active suits as of 1/1/18:	997
Suits added during calendar 2019:	1,727
Suits closed during calendar 2019:	1,155
Suits that are still active as of 12/31/18:	1,569

#### Staffing:

<b>Commercial Appraisal Section</b>	2 Managers and 18 Appraisers
<b>Complex Properties Section</b>	1 Manager and 3 Appraisers.
<b>Commercial Research Section</b>	1 Manager and 3 Appraisers
<b>Litigation Section</b>	1 Manager and 3 Appraisers



## Information Services Division (4000)

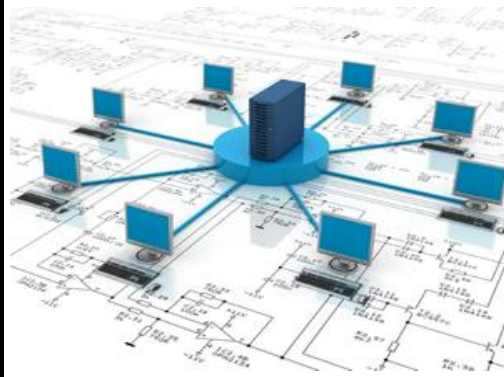
### 2021 Budget

#### Responsible for:

The mission of TAD Information Services (“IS”) is to provide its customers with continuously-improving information technology, data and support solutions that ensure the most efficient and courteous property appraisal-related experience possible. The department’s actions are agile, bold and comprehensive. IS staff members respect the urgency of customers’ requests while balancing them with phased, ambitious, forward-looking solutions that anticipate their future needs. In addition, IS monitors the continually-changing technological landscape and is committed to providing a seamless user experience – understanding that the mission of the business comes first.

#### 2021 Division Budget

Salaries, Wages & Related	\$ 1,781,867
Employee Benefits	\$ 453,098
Miscellaneous	\$ 15,920
Furniture/Equip <\$5,000	\$ 1,150
Comp/Elec/Tech <\$5,000	\$ 81,435
Office Supplies	\$ 1,100
Postage/Mail Srvc	\$ 875
Reproduction	\$ -
Printing	\$ 35
Hardware Rentals	\$ 312
Software Fees	\$ 618,211
Hardware Maint.	\$ 42,560
Dues/Subscriptions	\$ 4,755
Travel	\$ 575
Training	\$ 4,200
Other Professional Srvc	\$ 168,000
Capital Outlay- Computer Software	\$ 163,600
Capital Outlay- Computer Equipment	\$ 30,000
<b>2021 Proposed Total</b>	<b>\$ 3,367,693</b>
<b>2020 Budget</b>	<b>\$ 3,158,679</b>
FTE's 2021 Budget:	<b>18</b>
FTE's 2020 Budget:	<b>18</b>



In response to Tarrant County’s and Fort Worth’s COVID-19 “Work safe, stay home” directives in late March 2020 – IS demonstrated cohesion and agility by providing TAD staff the electronic means to work remotely through quick, prioritized distribution of hardware, software, network access, training and technical support for all essential and most secondary operations with minimal interruption. Throughout April 2020, TAD personnel were able to finalize values, exemptions, as well as accomplish the creation, production, quality assurance / quality control and mailing of hundreds of thousands of value notices on May 1st.

IS develops and maintains TAD.org – the official website of the Tarrant Appraisal District. In 2019, TAD.org received over 1.8 million visitors and 26 million page views with a duration of over 5 minutes per visit. Rich in searchable, downloadable data, reports, and frequent news updates – tens of thousands of TAD.org online account holders are utilizing our secure computing environment for annual business rendition filing, protest filing, online settlement negotiations, as well as direct-email announcements of new parcel-specific evidence, notice availability, and filing reminders for important documents. Direct “Contact Us” communication TAD staff members specializing in property appraisal, exemptions, records management, and purchasing is available to all TAD.org users.

IS supports and supplements the organization’s enterprise appraisal and exemption management software system through the deployment of updates, database administration, report writing, peripheral software development, training, and technical support. Their information technology (“IT”) experts also assist TAD specialists from other departments and our information-consuming external stakeholders (public and private) in TAD IT needs analyses, secondary database development and maintenance, as well as statutorily-mandated and ad hoc custom reports, data extracts, and system integration testing.

## Support Services Division (5000)

### 2021 Budget

**Responsible for:**

Department has four divisions that perform various tasks including imaging, customer service, exemptions administration and records support. Responsibilities include administering exemptions, digitally image, archive and preserve all documents, applications and other supporting documentation associated with appraisal throughout the District. Responsibilities also for property ownership changes, splits and plat work.

**2021 Division Budget**

Salaries, Wages & Related	\$ 2,099,138
Employee Benefits	\$ 784,462
Temporary Support	\$ 21,000
Miscellaneous	\$ 4,725
Furniture/Equip <\$5,000	\$ -
Comp/Elec/Tech <\$5,000	\$ -
Office Supplies	\$ 3,518
Postage/Mail Srvc	\$ 57,488
Reproduction	\$ 1,368
Printing	\$ 2,700
Advertising	\$ 13,463
Hardware Maint.	\$ 12,944
Dues/Subscriptions	\$ 635
Travel	\$ 9,744
Training	\$ 2,965
Legal/Litigation	\$ 20,000
Other Professional Srvc.	\$ 26,805
Capital Outlay - Furn. & Equip.	\$ -
 2021 Proposed Total	 \$ 3,060,955
 2020 Budget	 \$ 3,086,748
 FTE's 2021 Budget:	 44
 FTE's 2020 Budget:	 44



**2019 Statistics:**

Partial Exemptions entered	50,356
Exemption Denials	3,011
Obituaries Processed	5,415
Tax Ceiling Transfer certificates	1,459
Incoming calls	93,697
Outgoing calls	4,325
Webmaster e-mails	4,906
Customers Served at Counter	55,503
Returned Mail Processed	29,865
Mail Address Updates	25,463
Ownership/record Changes	77,864
Plats/Splits/Combinations	2,234
Exemption Correspondence	36,795
Spanish Calls	22,228

## Geographic Information Services (5500)

### 2021 Budget

#### Responsible for:

The Geographic Information Services Department is responsible for providing support to all District users of spatial data and technologies. We maintain an enterprise GIS data model, allowing users to connect, visualize and share content across all departments.



#### 2021 Division Budget

Salaries, Wages & Related	\$ 327,552
Employee Benefits	\$ 101,787
Miscellaneous	\$ 120
Furniture/Equip <\$5,000	\$ -
Comp/Elec/Tech <\$5,000	\$ -
Office Supplies	\$ 35
Graphics - Mapping Supp.	\$ 4,159
Postage/Mail Srvc	\$ -
Reproduction	\$ -
Software Fees	\$ -
Hardware Maint.	\$ 600
Dues/Subscriptions	\$ 975
Travel	\$ 4,500
Training	\$ 10,875
Other Professional Serv	\$ 2,500
Mapping Services	\$ 347,752
<b>2021 Proposed Total</b>	<b>\$ 800,855</b>
<b>2020 Budget</b>	<b>\$ 744,453</b>
FTE's 2021 Budget:	5
FTE's 2020 Budget:	5

#### GIS Changes Made in 2019

##### Ownership Layer Changes:

###### Plat Stats:

Total plats: 681  
 NOMASS: 585  
 MASS: 96

Total Parcel Count: 9,590  
 NOMASS: 1012  
 MASS: 8578

- Number of Plats: 681
- Number of New Polygons: 9,590
- Number of Split, Join, etc.: 1,342
- Number of Polygons Changed: 2,012

##### Thematic Layer Changes

- City Layer Changes: 11
- School Layer Changes: 0
- PID Layer Changes: 2
- TIF Layer Changes: 2
- Abstract Layer Changes: 11
- Mineral Leases Completed: 2

##### Subdivision Layer Changes

- New Features Created: 475

## Appraisal Review Board Support Division (6000)

### 2021 Budget

#### Responsible for

The Tarrant Appraisal Review Board is a separate entity from the Tarrant Appraisal District established by state law. The law requires, however, that appraisal districts provide the funds for operation and a staff to aid with clerical and administrative needs. The Appraisal Review Board Support Division provides funding and staff to support this function.

#### 2021 Division Budget

Salaries, Wages & Related	(*In Dept 8000)
Employee Benefits	(*In Dept 8000)
Temporary Support	<b>\$ 50,400</b>
Miscellaneous	<b>\$ 159</b>
Furniture/Equip <\$5,000	<b>\$ 2,102</b>
Comp/Elec/Tech <\$5,000	<b>\$ 500</b>
Office Supplies	<b>\$ 12,753</b>
Insurance and Bonds	<b>\$ 622</b>
Postage/Mail Srvc	<b>\$ 305,216</b>
Reproduction	<b>\$ 56</b>
Printing	<b>\$ 36,676</b>
Hardware Maint.	<b>\$ 500</b>
Dues/Subscriptions	<b>\$ 45</b>
Travel	<b>\$ 3,005</b>
Training	<b>\$ 73,080</b>
Legal/Litigation	<b>\$ 50,000</b>
ARB Fees	<b>\$ 900,000</b>
2021 Proposed Total	<b>\$ 1,435,114</b>
2020 Budget	<b>\$ 1,478,584</b>
FTE's 2021 Budget:	(* <b>11</b> in Dept 8000)
FTE's 2020 Budget:	(* <b>11</b> in Dept 8000)



#### Taxpayer Appeal Results (2019)

	NUMBERS	VALUE
Total Protests Filed	153,871	\$117.6B
Single-Family	79,233	\$24.8B
Multi-Family	4,980	\$21.3B
Comm/BPP	43,113	\$58.6B
Oil/Gas	5,591	\$223M
Hearings Scheduled	119,646	
Hearings - Appeared	39,994	

*The **Tarrant Appraisal Review Board members** are not employees of the Appraisal District, but rather serve independently to hear protests and challenges from taxpayers and tax units. They are appointed by the Administrative District Judge of Tarrant County to serve a two year term on the ARB. Currently there are **85** members.*

## Administration / Chief Appraiser (8000)

### 2021 Budget

#### Responsible for:

The Administration Department's function is to plan, organize, direct and control the business support functions related to human resources, budget, finance, purchasing, fixed assets, accounting, facilities maintenance, ARB support staffing and mail service. ARB support staff aid in scheduling and logistics for the Tarrant Appraisal Review Board in the conduct of their duties.

#### 2021 Division Budget

Salaries, Wages & Related	\$ 1,369,868
Employee Benefits	\$ 404,889
Temporary Support	\$ 7,280
Miscellaneous	\$ 6,250
Furniture/Equip <\$5,000	\$ -
Comp/Elec/Tech <\$5,000	\$ -
Office Supplies	\$ 1,446
Insurance & Bonds	\$ 100
Postage/Mail Srvc	\$ 2,750
Reproduction	\$ 80
Printing	\$ 1,090
Advertising	\$ 6,042
Hardware Maint.	\$ 200
Dues/Subscriptions	\$ 3,465
Travel	\$ 9,342
Training	\$ 11,350
Legal/Litigation	\$ 160,000
Other Professional Fees	\$ 7,570
 2021 Proposed Total	 \$ 1,991,722
 2020 Budget	 \$ 2,055,338
FTE's 2021 Budget:	19*
FTE's 2020 Budget:	19*

\*staffing includes 11 ARB support staff



### 2020

TAD holds the distinction of being **one of forty-seven** counties or jurisdictions in the United States and Canada that have been awarded the **"Certificate of Excellence in Assessment Administration"** from The International Association of Assessing Officers.

TAD receives the **"Certificate of Achievement in Financial Reporting"** from the Government Finance Officers Association in 2019 for the thirty-first consecutive year.

TAD passes all areas of the Comptroller's Methods and Assistance Program Review with a score of 100.

Maintains registration of **96** appraisers with the Texas Department of Licensing and Registration.

Hosted **6** certification courses for **170** students.

Competitive bids/Proposals obtained: **66**

Purchase Orders issued: **304**

AP Checks issued: **2,038**

Background Checks performed: **62**

Job Postings: **11**

New Hires: **29**

## General Operations Division (9000)

### 2021 Budget

#### Responsible for:

Facility and Custodial staff are responsible for the maintenance and upkeep of the physical plant of the District. Office services and Operation staff perform duties related to mail and printing operations and coordination of supply distribution between divisions. Organization-wide professional service funding resides in this budget.

#### 2021 Division Budget

Salaries, Wages & Related	\$ 269,710
Employee Benefits **	\$ 262,706
Contract Labor	\$ 119,796
Temporary Support	\$ 600
Miscellaneous	\$ 15,340
Furniture/Equip <\$5,000	\$ 400
Comp/Elec/Tech <\$5,000	\$ 13,500
Office Supplies	\$ 2,870
Office Rental	\$ 11,760
Insurance and Bonds	\$ 23,268
Postage/Mail Srvc	\$ 508,241
Reproduction	\$ 1,440
Computer Supplies	\$ 28,164
Utilities	\$ 66,360
Printing	\$ 13,825
Telephone	\$ 80,111
Janitorial Serv./Supp.	\$ 18,716
Hardware Rentals	\$ 655
Hardware Maint.	\$ 48,532
Dues/Subscriptions	\$ 4,071
Travel	\$ 565
Training	\$ 2,625
Legal/Litigation	\$ 1,100,000
Arbitration/SOAH	\$ 9,700
Other Professional Srvc.	\$ 323,120
Interest	\$ 100
Contingencies	\$ 100,000
Capital Outlay - Furn./Equip.	\$ -
Lease Payments - Principal	\$ 2,100
<b>2021 Proposed Total</b>	<b>\$ 3,028,275</b>
<b>2020 Budget</b>	<b>\$ 3,307,670</b>
FTE's 2021 Budget:	5
FTE's 2020 Budget:	5



#### End of Year Mail Report (2019)

Incoming	113,221
Outgoing	162,015
Presort	203,643
Folded/Inserted	96,549

Square footage of TAD Headquarters:  
45,816

Reproduction Cost New of Physical Plant:  
**\$8,428,000**  
(American Appraisal Associates)

Risk & liability insurance Cost per Sq. Foot:  
\$ 0.51

Annual Utility Cost per Square Foot:  
\$ 1.22

\*Security provided through an inter-local agreement with Tarrant County Sheriff's Department

\*\* Retiree health included in "Benefits"

## Capital Expenditures 2021

### 6501 Capital Outlay - Furniture & equipment

	\$ -
Total	\$ -

### 6502 Capital Lease Payments - Principal

Folder/Inserter

	\$ 2,100
Total	\$ 2,100

### 6504 Capital Outlay - Computer Software - Over \$5,000

Microsoft Office Pro (for laptop & PC Upgrade/Security)

\$ 103,600

2019 SQL Server (for Enterprise Software Upgrade Test Envir,)

\$ 60,000

Total	\$ 163,600
-------	------------

### 6505 Capital Outlay - Computer Equipment- Over \$5,000

Dell Server (for Enterprise Software Upgrade Test Envir.)

\$ 26,000

Disk Drive (for Tivoli Backup)

\$ 4,000

Total	\$ 30,000
-------	-----------

## Personnel Included in 2021 Budget

Residential Appraisal Department	# of Positions	Total Salaries Proposed
DIRECTOR	<b>1</b>	\$ 156,666
REGIONAL DIVISION MANAGER	<b>3</b>	\$ 307,902
DATA RESEARCH SUPERVISOR	<b>1</b>	\$ 78,478
DATA QUALITY SUPERVISOR	<b>1</b>	\$ 79,144
DATA COLLECTION SUPERVISOR	<b>1</b>	\$ 87,651
RESIDENTIAL VALUATION ANALYST	<b>10</b>	\$ 760,740
SENIOR RESIDENTIAL APPRAISER	<b>12</b>	\$ 773,016
RESIDENTIAL APPRAISER	<b>8</b>	\$ 386,152
RESIDENTIAL VALUATION TECHNICIAN	<b>4</b>	\$ 171,692
SENIOR GENERAL CLERK	<b>3</b>	\$ 148,470
SENIOR RESEARCH CLERK	<b>2</b>	\$ 90,980
DATA SERVICES CLERK II	<b>1</b>	\$ 40,997
SALARY SUPPLEMENT - Auto Allowances	41	\$ 292,488
<b>BPP/Utilities/Minerals Department</b>		
DIRECTOR	<b>1</b>	\$ 122,803
BPP RESEARCH MANAGER	<b>1</b>	\$ 98,613
BPP APPRAISAL MANAGER	<b>1</b>	\$ 98,613
BPP VALUATION ANALYST	<b>3</b>	\$ 230,775
SENIOR BPP APPRAISER	<b>7</b>	\$ 451,654
BPP APPRAISER	<b>3</b>	\$ 161,865
BPP VALUATION TECHNICIAN	<b>3</b>	\$ 135,384
CLERICAL SUPERVISOR	<b>1</b>	\$ 60,819
SENIOR DATA SERVICES CLERK	<b>2</b>	\$ 100,922
DATA SERVICES CLERK II	<b>2</b>	\$ 81,328
GENERAL CLERK II	<b>1</b>	\$ 35,797
SALARY SUPPLEMENT - Auto Allowances	19	\$ 139,696
<b>Commercial Appraisal Department</b>		
DIRECTOR	<b>1</b>	\$ 153,005
DIVISION MANAGER	<b>5</b>	\$ 611,020
COMMERCIAL APPRAISAL SPECIALIST	<b>8</b>	\$ 674,768
SENIOR LITIGATION SPECIALIST	<b>2</b>	\$ 226,428
COMMERCIAL PROPERTIES APPRAISER/ANALYST	<b>10</b>	\$ 668,330
SENIOR COMMERCIAL APPRAISER	<b>8</b>	\$ 472,744
COMMERCIAL APPRAISER	<b>2</b>	\$ 98,310
CLERICAL SUPERVISOR	<b>1</b>	\$ 64,771
LITIGATION CLERK	<b>1</b>	\$ 44,574
SENIOR GENERAL CLERK	<b>8</b>	\$ 347,208
GENERAL CLERK II	<b>2</b>	\$ 74,422
SALARY SUPPLEMENT - Auto Allowances	36	\$ 244,380
<b>Information Services Department</b>		
DIRECTOR	<b>1</b>	\$ 138,486
INFRASTRUCTURE & OPERATIONS MANAGER	<b>1</b>	\$ 102,710



BUSINESS ANALYSIS & PROGRAMMING MANAGER	1	\$ 127,691
WEB SOLUTIONS MANAGER	1	\$ 127,691
APPLICATIONS SPECIALIST	3	\$ 304,824
TECHNICAL SUPPORT MANAGER	1	\$ 120,702
SPECIAL ASSISTANT TO THE DIRECTOR	1	\$ 111,509
SENIOR INFRASTRUCTURE SPECIALIST	1	\$ 86,798
WEB/GIS PROGRAMMER	2	\$ 166,733
SENIOR PROGRAMMER/ANALYST	2	\$ 159,994
INFRASTRUCTURE SPECIALIST	1	\$ 68,682
SENIOR SYSTEMS SUPPORT TECHNICIAN	1	\$ 87,110
QUALITY ASSURANCE LIASON	1	\$ 72,405
SR. PC/NETWORK SPECIALIST	1	\$ 58,007
SALARY SUPPLEMENT - Auto Allowances	1	\$ 2,500

#### Support Services Department

DIRECTOR	1	\$ 123,198
MANAGER OF SUPPORT SERVICES	1	\$ 105,290
CUSTOMER SERVICES SUPERVISOR	1	\$ 57,928
SENIOR CUSTOMER SERVICES REPRESENTATIVE	1	\$ 50,003
CUSTOMER SERVICES REPRESENTATIVE II	4	\$ 164,652
CUSTOMER SERVICES REPRESENTATIVE I	1	\$ 32,493
LEAD IMAGING SPECIALIST	1	\$ 64,834
IMAGING SPECIALIST II	2	\$ 83,762
EXEMPTIONS SUPERVISOR	1	\$ 53,810
SENIOR EXEMPTIONS SPECIALIST	5	\$ 227,865
SENIOR QA SPECIALIST	1	\$ 32,965
EXEMPTIONS SPECIALIST II	13	\$ 462,904
SENIOR GEO-DATA SPECIALIST	1	\$ 49,754
SUPERVISOR - RECORDS	1	\$ 53,814
SENIOR DEED RECORDS SPECIALIST	4	\$ 216,930
DEED RECORDS SPECIALIST II	5	\$ 191,256
DEED RECORDS SPECIALIST I	1	\$ 33,668
SALARY SUPPLEMENT - Auto Allowances	2	\$ 5,000

#### Geographic Information Services

MAPPING/GIS MANAGER	1	\$ 86,819
SENIOR GIS SPECIALIST	1	\$ 74,922
GIS SPECIALIST II	2	\$ 108,000
GIS SPECIALIST I	1	\$ 46,613

#### Administration Department (includes ARB Support staff)

EXECUTIVE DIRECTOR/CHIEF APPRAISER	1	\$ 195,208
DIRECTOR OF ADMINISTRATION	1	\$ 168,334
COMMUNICATION OFFICER	1	\$ 84,460
PURCHASING AGENT	1	\$ 72,488
FINANCE OFFICER	1	\$ 72,634
PAYROLL/EDUCATION COORDINATOR	1	\$ 64,917
HUMAN RESOURCE BENEFITS ADMINISTRATOR	1	\$ 73,798
EXECUTIVE ASSISTANT	1	\$ 72,155
MANAGER OF ARB OPERATIONS	1	\$ 118,726

SENIOR GENERAL CLERK	2	\$ 87,028
SENIOR DATA SERVICES CLERK	1	\$ 42,894
DATA SERVICES CLERK II	2	\$ 70,844
GENERAL CLERK II	5	\$ 166,445
SALARY SUPPLEMENT - Auto Allowances	4	\$ 17,000

#### General Operations

FACILITIES MANAGER	1	\$ 68,806
CUSTODIAN	2	\$ 68,620
SENIOR OFFICE SERVICES SPECIALIST	1	\$ 50,690
SENIOR OPERATIONS SPECIALIST	1	\$ 65,978
SALARY SUPPLEMENT - Auto Allowances	2	\$ 6,000
<b>Total Positions</b>	<b>211</b>	

## TARRANT APPRAISAL DISTRICT

## Salary Schedule

## Labor/Trades Group

3	Custodian	\$ 28,028	\$ 36,090	\$ 44,151
4	Facilities Supervisor	\$ 42,767	\$ 59,824	\$ 76,881

## Clerical/General Office Group

6	General Clerk I	\$ 30,825	\$ 37,687	\$ 44,548
7	Data Services Clerk I	\$ 32,156	\$ 40,895	\$ 49,634 #
	Imaging Specialist I	\$ 32,156	\$ 40,895	\$ 49,634
8	Research Clerk I	\$ 33,779	\$ 42,763	\$ 51,747
9	General Clerk II	\$ 33,779	\$ 42,763	\$ 51,747
10	Data Services Clerk II	\$ 37,627	\$ 47,741	\$ 57,854
	Imaging Specialist II	\$ 37,627	\$ 47,741	\$ 57,854
	Research Clerk II	\$ 37,627	\$ 47,741	\$ 57,854
11	Senior Research Clerk	\$ 39,145	\$ 49,789	\$ 60,432
12	Senior General Clerk	\$ 39,520	\$ 50,249	\$ 60,977
13	Administrative Secretary	\$ 38,043	\$ 48,649	\$ 59,254
	Senior Data Services Clerk	\$ 38,043	\$ 48,649	\$ 59,254
	Senior Imaging Specialist	\$ 38,043	\$ 48,649	\$ 59,254
	Special Districts Clerk	\$ 38,043	\$ 48,649	\$ 59,254
14	Litigation Clerk	\$ 39,291	\$ 53,357	\$ 67,423
	Lead Imaging Specialist	\$ 39,291	\$ 53,357	\$ 67,423
15	Executive Secretary	\$ 41,600	\$ 58,204	\$ 74,807
16	Clerical Supervisor	\$ 50,211	\$ 63,463	\$ 76,714

## Support Services Group

17	Exemptions Specialist I	\$ 33,488	\$ 41,405	\$ 49,322
	Deed Records Specialist I	\$ 33,488	\$ 41,405	\$ 49,322
	Customer Services Representative I	\$ 33,488	\$ 41,405	\$ 49,322
18	Exemptions Specialist II	\$ 37,627	\$ 47,741	\$ 57,854
	Deed Records Specialist II	\$ 37,627	\$ 47,741	\$ 57,854
	Customer Services Representative II	\$ 37,627	\$ 47,741	\$ 57,854
19	Senior Exemptions Specialist	\$ 38,043	\$ 49,834	\$ 61,624
	Senior Deed Records Specialist	\$ 38,043	\$ 49,834	\$ 61,624
	Senior Customer Services Representative	\$ 38,043	\$ 49,834	\$ 61,624
	Senior Quality Assurance Specialist	\$ 38,043	\$ 49,834	\$ 61,624
	Commercial Property Data Collector	\$ 38,043	\$ 48,481	\$ 61,624
20	Exemptions Supervisor	\$ 47,174	\$ 61,945	\$ 76,715
	Deed Records Supervisor	\$ 47,174	\$ 61,945	\$ 76,715
	Customer Services Supervisor	\$ 47,174	\$ 61,945	\$ 76,715
	Appraisal Review Board Supervisor	\$ 47,174	\$ 61,945	\$ 76,715

## Appraisal Group

21	Residential Valuation Technician	\$ 43,014	\$ 57,825	\$ 72,635
	Commercial Valuation Technician	\$ 43,014	\$ 57,825	\$ 72,635
	Business Personal Property Valuation Technician	\$ 43,014	\$ 57,825	\$ 72,635
22	Residential Appraiser	\$ 47,320	\$ 62,535	\$ 77,750
	Commercial Appraiser	\$ 47,320	\$ 62,535	\$ 77,750
	Business Personal Property Appraiser	\$ 47,320	\$ 62,535	\$ 77,750
23	Senior Residential Appraiser	\$ 53,456	\$ 71,916	\$ 90,376

## TARRANT APPRAISAL DISTRICT

## Salary Schedule

	Sr. Business Personal Property Appraiser	\$ 53,456	\$ 71,916	\$ 90,376
	Senior Commercial Appraiser	\$ 53,456	\$ 71,916	\$ 90,376
	Productivity Appraiser	\$ 53,456	\$ 71,916	\$ 90,376
24	Senior Productivity Appraiser	\$ 59,862	\$ 80,839	\$ 101,816
	Residential Valuation Analyst	\$ 59,862	\$ 80,839	\$ 101,816
	Commercial Properties Appraiser/Analyst	\$ 59,862	\$ 80,839	\$ 101,816
	Mineral Valuation Analyst	\$ 59,862	\$ 80,839	\$ 101,816
	Comm. Special Prop. Appraiser/Analyst	\$ 59,862	\$ 80,839	\$ 101,816
	Commercial Sales Research Specialist	\$ 59,862	\$ 80,839	\$ 101,816
	Sr. Business Personal Prop. Appraisal Specialist	\$ 59,862	\$ 80,839	\$ 101,816
	Business Personal Prop. Valuation Analyst	\$ 59,862	\$ 80,839	\$ 101,816
	Litigation Appraisal Specialist	\$ 59,862	\$ 80,839	\$ 101,816
	Business Personal Property Research Specialist	\$ 59,862	\$ 80,839	\$ 101,816
25	Sr. Commercial Sales Research Specialist	\$ 67,038	\$ 90,811	\$ 114,583
	Commercial Appraisal Specialist	\$ 67,038	\$ 86,957	\$ 114,583
	Regional Comm. Appraisal Supervisor	\$ 67,038	\$ 90,811	\$ 114,583
	Business Personal Property Appraisal Supervisor	\$ 67,038	\$ 90,811	\$ 114,583
	Sr. Special Comm. Properties Appraiser/Analyst	\$ 67,038	\$ 90,811	\$ 114,583
	Senior Litigation Appraisal Specialist	\$ 67,038	\$ 90,811	\$ 114,583
	Data Quality Supervisor	\$ 67,038	\$ 90,811	\$ 114,583
	Data Collection Supervisor	\$ 67,038	\$ 90,811	\$ 114,583
	Data Research Supervisor	\$ 67,038	\$ 90,811	\$ 114,583
26	Residential Division Manager	\$ 80,412	\$ 109,493	\$ 138,573
	Residential Properties Research Manager	\$ 80,412	\$ 109,493	\$ 138,573
	Business Personal Property Research Manager	\$ 80,412	\$ 109,493	\$ 138,573
	Business Personal Property Appraisal Manager	\$ 80,412	\$ 109,493	\$ 138,573
	Commercial Properties Research Manager	\$ 80,412	\$ 109,493	\$ 138,573
	Commercial Appraisal Manager	\$ 80,412	\$ 109,493	\$ 138,573
	Litigation Manager	\$ 80,412	\$ 109,493	\$ 138,573
	Manager of ARB Operations	\$ 80,412	\$ 109,493	\$ 138,573
	Manager of Support Services	\$ 80,412	\$ 109,493	\$ 138,573

## Information Systems Group

27	CAD Operator I	\$ 28,785	\$ 37,914	\$ 47,043
28	Geo-Data Specialist	\$ 32,184	\$ 42,390	\$ 52,595
29	CAD Operator II	\$ 34,278	\$ 45,150	\$ 56,022
	Quality Assurance Specialist	\$ 34,278	\$ 45,150	\$ 56,022
30	Computer Operator I	\$ 35,358	\$ 46,571	\$ 57,784
31	Senior Geo-Data Specialist	\$ 36,597	\$ 48,204	\$ 59,811
	Senior CAD Operator	\$ 36,597	\$ 48,204	\$ 59,811
32	GIS Specialist I	\$ 39,289	\$ 51,751	\$ 64,212
33	Technical Support Specialist	\$ 45,547	\$ 59,994	\$ 74,441
	Senior Quality Assurance Specialist	\$ 45,547	\$ 59,994	\$ 74,441
34	Senior Operations Specialist	\$ 42,215	\$ 55,586	\$ 68,957
35	PC/Network Specialist	\$ 45,547	\$ 59,995	\$ 74,442
36	GIS Specialist II	\$ 46,664	\$ 61,466	\$ 76,267
37	Programmer/Analyst	\$ 48,708	\$ 65,351	\$ 81,994
	Systems Support Technician	\$ 48,708	\$ 65,351	\$ 81,994
	Senior GIS Specialist	\$ 48,708	\$ 65,351	\$ 81,994
	Assistant Data Services Manager	\$ 48,708	\$ 65,351	\$ 81,994
	Senior PC/Network Specialist	\$ 48,708	\$ 65,351	\$ 81,994
	Quality Assurance Liason	\$ 48,708	\$ 65,351	\$ 81,994

## TARRANT APPRAISAL DISTRICT

## Salary Schedule

38	Lead Computer Operator	\$ 48,097	\$ 65,118	\$ 82,139
39	Systems Programmer	\$ 57,050	\$ 75,144	\$ 93,237
	Infrastructure Specialist	\$ 57,050	\$ 75,144	\$ 93,237
	Sr. Systems Support Technician	\$ 57,050	\$ 75,144	\$ 93,237
	Database Administrator	\$ 57,050	\$ 75,144	\$ 93,237
40	Senior Programmer/Analyst	\$ 58,368	\$ 78,312	\$ 98,255
	Visual Basic Programmer/Analyst	\$ 58,368	\$ 78,312	\$ 98,255
	Mapping/GIS Manager	\$ 58,368	\$ 78,312	\$ 98,255
41	Senior Systems Programmer	\$ 77,083	\$ 101,529	\$ 125,975
	Applications Specialist	\$ 77,083	\$ 101,529	\$ 125,975
	Data Services Coordinator	\$ 77,083	\$ 101,529	\$ 125,975
	Technical Support Manager	\$ 77,083	\$ 101,529	\$ 125,975
	Senior Infrastructure Specialist	\$ 77,083	\$ 101,529	\$ 125,975
	Special Assistant to the Director	\$ 77,083	\$ 101,529	\$ 125,975
	WEB/GIS Programmer	\$ 77,083	\$ 101,529	\$ 125,975
42	Infrastructure & Operations Manager	\$ 78,897	\$ 105,851	\$ 132,804
	Business Analysis & Programming Mgr.	\$ 78,897	\$ 105,851	\$ 132,804
	Web Solutions Manager	\$ 78,897	\$ 105,851	\$ 132,804

## Executive/Administrative Group

44	Office Services Specialist	\$ 25,542	\$ 32,841	\$ 40,139
45	Senior Office Services Specialist	\$ 33,488	\$ 45,671	\$ 57,854
16	Executive Assistant	\$ 42,672	\$ 59,694	\$ 76,715
46	Administrative Assistant	\$ 34,949	\$ 46,033	\$ 57,116
47	Payroll/Education Coordinator	\$ 40,860	\$ 60,884	\$ 80,907
	Purchasing Agent	\$ 40,860	\$ 60,884	\$ 80,907
	Administrative Specialist	\$ 40,860	\$ 60,884	\$ 80,907
	Finance Officer	\$ 40,860	\$ 60,884	\$ 80,907
	Human Resources Benefit Administrator	\$ 40,860	\$ 60,884	\$ 80,907
	Communication Officer	\$ 40,860	\$ 60,884	\$ 80,907
48	Director of Comm. and Special Appraisal	\$ 87,984	\$ 132,600	\$ 177,216
	Director of Business Personal Property	\$ 87,984	\$ 132,600	\$ 177,216
	Director of Residential Appraisal	\$ 87,984	\$ 132,600	\$ 177,216
	Director of Support Services	\$ 87,984	\$ 132,600	\$ 177,216
	Director of Information Systems	\$ 87,984	\$ 132,600	\$ 177,216
49	Director of Administration	\$ 96,782	\$ 145,111	\$ 193,440

NA Executive Director / Chief Appraiser

Negotiated



2021 Employee Benefits

- Introductory Probationary Period:** All newly hired employees serve a minimum six-month introductory probationary period. Upon satisfactory completion of that period (and unless other pre-employment agreements have been made), a 5% salary increase is normally provided.
- Medical Insurance:** TAD offers three Medical plans, 2 PPO plans or HDHP/HSA. TAD pays 100% of employee premiums. Dependent coverage is available at employee expense.
- Dental Insurance:** TAD offers two Dental plans, Low/ High PPO plan. TAD pays 100% of employee premiums. Dependent coverage is available at employee expense.
- Life Insurance:** TAD pays 100% of employee term life insurance coverage in an amount equal to one times an employee's annual salary. Added employee and dependent coverage are available at employee expense.
- Leave Benefits:** Vacation leave at 10 days per year which increases up to 25 days per year with 15 or more years of continuous TAD employment. Sick leave at 15 days per Year.
- Holidays:** TAD celebrates 10 holidays per year plus two optional holidays for a total of 12 holidays per year.
- Retirement:** All TAD employees participate in the Texas County and District Retirement System, with employees contributing 7% of salary and TAD currently providing a 225% matching contribution. TAD does not participate in the Social Security System but does pay into the Medicare program at 1.45% of salary.
- Deferred Compensation:** TAD employees can voluntarily participate in a deferred compensation program which allows for tax deferred salary payments into mutual funds which become taxable when withdrawn or a Roth contribution plan.
- Voluntary Vision:** TAD employees can voluntarily participate in our Vision program to receive rich benefits for Eye glasses or Contact Lens exams and materials.
- Vol Short Term Dis:** TAD employees can voluntarily participate in a Short-term disability program. Protects your income for a short duration in case of illness or injury.

*\*The above benefits are subject to change effective March 1, 2021. Questions pertaining to Tarrant Appraisal District salary rates and benefits should be directed to the Human Resource Section for response.*

Budgeted Amounts for Benefits for the 211 Positions Budgeted for 2021

POSITIONS	Residential 47	BPP/Util/Min 25	Commercial 48	Info. Services 18	Supp. Serv. 44	Geo. Info. Sv. 5	Admin/ARB 19	Gen. Ops. 5
Retirement	\$ 402,704	\$ 212,691	\$ 437,136	\$ 213,824	\$ 251,897	\$ 39,306	\$ 160,784	\$ 32,365
Medicare	\$ 48,660	\$ 25,700	\$ 52,821	\$ 25,837	\$ 30,438	\$ 4,750	\$ 19,428	\$ 3,911
Life Ins.	\$ 3,672	\$ 1,947	\$ 4,007	\$ 1,960	\$ 2,282	\$ 360	\$ 1,474	\$ 46
LTD	\$ 5,675	\$ 3,010	\$ 6,193	\$ 3,029	\$ 3,526	\$ 557	\$ 2,278	\$ 296
Unemp. Ins.	\$ 6,676	\$ 3,541	\$ 7,286	\$ 3,564	\$ 4,149	\$ 655	\$ 2,680	\$ 537
Wrk. Comp	\$ 15,021	\$ 7,967	\$ 16,393	\$ 8,018	\$ 9,335	\$ 1,474	\$ 6,029	\$ 1,209
Medical Ins.	\$ 493,359	\$ 262,425	\$ 503,856	\$ 188,946	\$ 461,868	\$ 52,485	\$ 199,443	\$ 52,485
Dental Ins.	\$ 20,680	\$ 11,000	\$ 21,120	\$ 7,920	\$ 19,360	\$ 2,200	\$ 8,360	\$ 2,200
Retiree Ins.							* \$	169,200

\* 94 Potential Retirees

**TARRANT APPRAISAL DISTRICT  
2021 ADOPTED BUDGET  
TAX ENTITY BUDGET ALLOCATIONS**

Tax Unit Allocations are Based on 2020 September Values and 2020 Adopted Tax Rates.

TAX UNIT NAME	September 2020 Net Tax Value	2020 Tax Rate	Adjusted Levy	% of Tot Levy	Allocation Estimate
Aledo ISD	\$ 341,715,007	1.479700	4,987,329.96	0.09249000	\$ 23,020.52
Arlington ISD	\$ 34,048,348,405	1.387100	452,994,048.73	8.40077131	\$ 2,090,929.72
Azle ISD	\$ 2,071,675,181	1.247400	24,053,764.21	0.44607688	\$ 111,027.35
Birdville ISD	\$ 12,315,438,481	1.380300	161,173,029.35	2.98895265	\$ 743,942.39
Burleson ISD	\$ 1,917,954,467	1.538300	28,419,621.57	0.52704167	\$ 131,179.28
Carroll ISD	\$ 9,918,550,627	1.286400	124,988,103.27	2.31790346	\$ 576,920.03
Castleberry ISD	\$ 1,009,854,532	1.241300	11,911,530.31	0.22089924	\$ 54,981.24
Crowley ISD	\$ 8,078,320,685	1.539800	120,946,482.91	2.24295164	\$ 558,264.72
Eagle Mtn-Saginaw ISD	\$ 11,632,247,778	1.496400	169,826,167.75	3.14942504	\$ 783,883.55
Everman ISD	\$ 1,768,325,557	1.370000	23,395,988.13	0.43387843	\$ 107,991.19
Fort Worth ISD	\$ 44,989,713,585	1.378400	591,054,120.06	10.96109432	\$ 2,728,187.33
Godley ISD	\$ 86,850,358	1.466400	1,208,674.65	0.02241486	\$ 5,579.00
Grapevine-Colleyville ISD	\$ 17,544,661,972	1.303100	221,771,913.16	4.11275850	\$ 1,023,654.69
H-E-B ISD	\$ 16,854,622,700	1.198000	193,633,263.95	3.59092746	\$ 893,772.33
Keller ISD	\$ 20,979,460,330	1.394700	284,401,648.22	5.27422648	\$ 1,312,740.99
Kennedale ISD	\$ 1,743,444,415	1.336400	22,335,181.16	0.41420577	\$ 103,094.72
Lake Worth ISD	\$ 1,187,431,721	1.510200	17,642,035.85	0.32717143	\$ 81,432.10
Lewisville ISD	\$ 336,634,521	1.347300	4,515,362.90	0.08373737	\$ 20,842.01
Mansfield ISD	\$ 15,616,980,549	1.446400	219,364,594.66	4.06811480	\$ 1,012,542.99
Northwest ISD	\$ 10,658,835,323	1.466300	154,311,042.34	2.86169715	\$ 712,268.84
White Settlement ISD	\$ 2,594,065,819	1.415900	35,478,513.93	0.65794878	\$ 163,761.71
City of Arlington	\$ 30,572,199,265	0.622500	184,723,727.42	3.42570017	\$ 852,647.69
City of Azle	\$ 891,515,386	0.657204	5,859,074.78	0.10865650	\$ 27,044.31
City of Bedford	\$ 4,977,505,263	0.569000	25,994,657.95	0.48207074	\$ 119,986.13
City of Benbrook	\$ 2,418,519,776	0.622500	14,455,882.61	0.26808424	\$ 66,725.46
City of Blue Mound	\$ 174,244,160	0.571000	974,234.15	0.01806717	\$ 4,496.87
City of Burleson	\$ 889,891,312	0.711100	6,079,605.12	0.11274623	\$ 28,062.24
City of Colleyville	\$ 6,061,741,036	0.304365	17,855,612.10	0.33113220	\$ 82,417.93
City of Crowley	\$ 1,312,741,414	0.699806	8,908,252.18	0.16520347	\$ 41,118.71
Dalworthington Gardens	\$ 394,835,905	0.636593	2,206,176.73	0.04091353	\$ 10,183.27
Edgecliff Village	\$ 272,355,212	0.272000	740,806.18	0.01373825	\$ 3,419.41
City of Euless	\$ 5,291,424,407	0.462500	23,844,928.88	0.44220403	\$ 110,063.41
City of Everman	\$ 258,688,561	1.149676	2,974,080.30	0.05515430	\$ 13,727.76
City of Flower Mound	\$ 332,864,461	0.436500	1,452,953.37	0.02694501	\$ 6,706.54
City of Forest Hill	\$ 676,117,612	0.997340	6,743,191.39	0.12505243	\$ 31,125.22
City of Fort Worth	\$ 79,241,608,335	0.747500	583,278,818.30	10.81690141	\$ 2,692,298.10
City of Grand Prairie	\$ 8,538,734,366	0.669998	56,641,635.48	1.05041871	\$ 261,446.43
City of Grapevine	\$ 10,182,221,658	0.282601	28,775,060.23	0.53363328	\$ 132,819.91
Haltom City	\$ 2,851,188,993	0.665760	18,362,976.84	0.34054127	\$ 84,759.82

City of Haslet	\$	1,015,065,344	0.249972	2,526,445.14	0.04685291	\$	11,661.57
City of Hurst	\$	3,578,985,298	0.625159	20,973,198.70	0.38894782	\$	96,808.08
City of Keller	\$	6,274,086,085	0.395	24,398,282.04	0.45246596	\$	112,617.58
City of Kennedale	\$	847,156,659	0.774085	6,557,712.62	0.12161273	\$	30,269.09
Town of Lakeside	\$	164,024,336	0.406300	666,430.88	0.01235896	\$	3,076.11
City of Lake Worth	\$	559,030,641	0.469212	2,623,038.85	0.04864424	\$	12,107.42
City of Mansfield	\$	7,315,175,172	0.690000	49,767,820.69	0.92294387	\$	229,718.28
City of North Richland Hills	\$	6,518,371,953	0.575700	35,807,100.33	0.66404241	\$	165,278.40
Town of Pantego	\$	370,838,194	0.420000	1,557,520.41	0.02888420	\$	7,189.20
City of Pelican Bay	\$	62,789,525	0.898499	564,163.25	0.01046240	\$	2,604.06
City of Reno	\$	7,622,958	0.520000	39,639.38	0.00073511	\$	182.97
City of Richland Hills	\$	722,866,564	0.558551	3,802,080.42	0.07050955	\$	17,549.64
City of River Oaks	\$	393,644,987	0.697374	2,645,935.79	0.04906886	\$	12,213.11
City of Roanoke	\$	135,748,804	0.375120	509,220.91	0.00944350	\$	2,350.46
City of Saginaw	\$	2,271,699,703	0.461579	10,485,688.77	0.19445702	\$	48,399.84
City of Sansom Park	\$	203,605,567	0.718850	1,407,405.62	0.02610033	\$	6,496.30
City of Southlake	\$	8,429,816,710	0.405000	33,985,197.68	0.63025524	\$	156,868.86
Town of Trophy Club	\$	148,844,325	0.446442	649,492.58	0.01204484	\$	2,997.93
City of Watauga	\$	1,632,765,456	0.580404	9,035,586.02	0.16756488	\$	41,706.45
Town of Westover Hills	\$	550,989,570	0.447000	2,462,923.38	0.04567490	\$	11,368.36
Westworth Village	\$	384,665,231	0.475000	1,827,159.85	0.03388467	\$	8,433.80
City of White Settlement	\$	1,052,129,767	0.746200	7,850,992.32	0.14559659	\$	36,238.61
Tarrant County	\$	219,815,423,258	0.234000	501,291,495.42	9.29644711	\$	2,313,861.05
Tarrant County Hospital District	\$	220,218,884,226	0.224429	494,235,039.68	9.16558519	\$	2,281,289.86
Tarrant County College District	\$	221,657,906,825	0.130170	280,912,114.31	5.20951310	\$	1,296,634.01
Tarrant Regional Water District	\$	81,704,564,343	0.0287	23,449,209.97	0.43486543	\$	108,236.85
Emergency Services District #1	\$	6,862,977,914	0.0819	5,620,778.91	0.1042373	\$	25,944.39
Trophy Club MUD #1	\$	530,543,904	0.107740	571,608.00	0.01060047	\$	2,638.43
Live Oak Creek MUD	\$	129,545,159	1.000000	1,295,451.59	0.02402414	\$	5,979.54
Viridian Mgmt District	\$	839,747,211	0.448100	3,762,907.25	0.06978309	\$	17,368.83
Westlake	\$	1,636,104,012	0.167880	2,687,052.42	0.04983137	\$	12,402.90
Far North Fort Worth MUD #1	\$	3,837,482	1.000000	38,374.82	0.00071166	\$	177.13

				5,392,291,159.08	100.00000	\$	24,889,735
--	--	--	--	------------------	-----------	----	------------